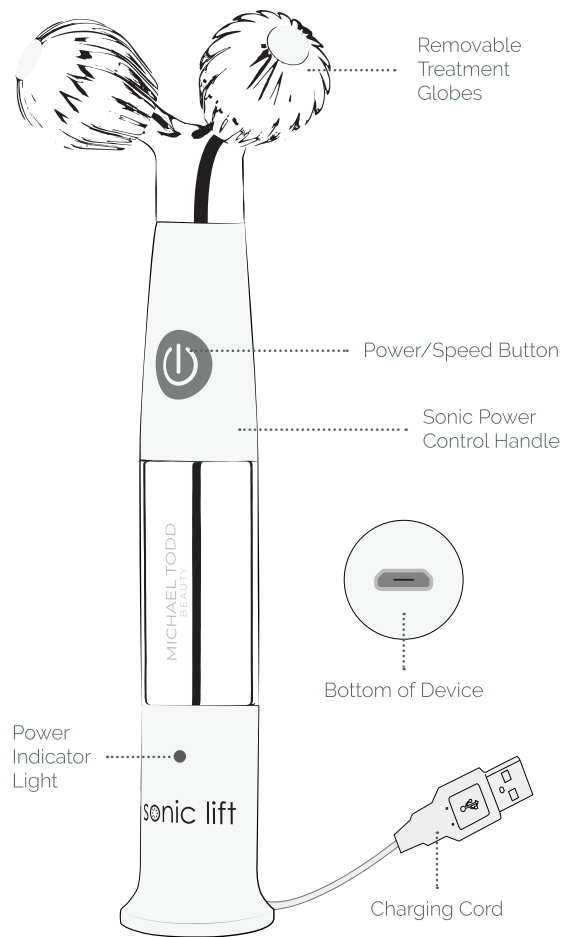




INTRODUCING
Sonic lift
Sonic Face & Body Contouring Ice & Heat Roller



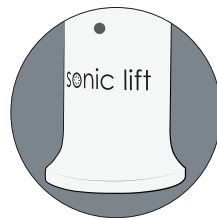
Charging
Sonic lift

See cautions and warnings before using.

Sonic lift is cordless and rechargeable. Before use, charge fully for 24 hours. Sonic lift can run up to 40 minutes on a single charge.

CHARGING

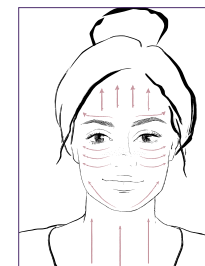
To recharge, connect the small end of the Charging Cord into the port on the bottom of Sonic lift. Then connect the USB end of the charging cord into a USB port on a computer or USB wall adapter and plug into an electrical outlet. When the Sonic lift's battery needs charging, the Power Indicator Light will flash red. When battery power runs out, Sonic lift will power off. As the battery charges, the flashing red light will turn solid red, and then green when the device is fully charged and ready for use. Recharge the Sonic lift only as needed for 8 hours. DO NOT overcharge which can shorten battery life. Disconnect the USB Cord from the power source when not charging. DO NOT charge Sonic lift for more than 30 continuous hours.



STEP BY STEP
Sonic lift

READY TO USE

1. Cleanse the skin of the face or body area you wish to use Sonic lift, rinse clean and pat dry.
2. Turn on your Sonic lift by pressing power button on the control handle. You may select low or high speed depending on personal preference and area treated. We recommend the lower speed around the eyes and where thinner skin is located.



Always use upward and outward movements

3. Position the Sonic lift onto the area of clean, dry skin. Starting from chin on your jawline, roll upwards and outwards toward your ear. Repeat up to 5 rolls in each area. Then roll up and out under your cheek bone then along it toward you ear. Roll from your nose toward your ear for the lip area. Finally, roll flat along the brows, then upwards on the forehead. Neck area can be massaged in an upward movement if desired as well as other areas of the body. For best results, DO NOT roll the device up then down or back and forth. Always use an upward and outward movement for best contour lifting results and to help promote lymphatic drainage of excess toxins.

Features & Benefits

Sonic lift

SONIC TECHNOLOGY Sonic lift is equipped with Sonic Technology and two Medical-Grade Stainless-Steel Treatment Globes for Face and Body Treatments and designed to replicate the spiral kneading action of an Estheticians fingers.


The sonic technology has more than 30,000 movements per minute. It gently massages, tones your skin and increases circulation.

Sonic lift works through a unique combination of sonic vibration and manual acupressure by rolling across the face. Note, the sonic vibration may cause the rollers to rotate slightly on their own. This is normal and not a feature of the treatment.

DETACHABLE STAINLESS-STEEL TREATMENT GLOBES

Enhance your treatment by removing treatment globes by gently pulling without twisting. You may place these in a freezer for 60 minutes to assist in a cooling treatment, let rest for 5 minutes before use. If a warm treatment is preferred, please place in a cup of warm/hot water for 20 minutes and then place on the Sonic lift.

CAUTION: DO NOT OVERHEAT THE GLOBES. NEVER PLACE SONIC LIFT'S STAINLESS STEEL GLOBES IN THE MICROWAVE OVEN



EASY CLEANING OF THE TREATMENT GLOBES

Detachable Stainless-Steel Treatment Globes make cleaning a breeze! When cleaning the Globes, simply spray with 70% rubbing alcohol and wipe clean. DO NOT submerge the device in water.

Expert Advice

Sonic lift

Sonic lift's Treatment Globes can provide **heat therapy and cold therapy to enhance any facial massage**. The cold therapy helps to firm, calm and cool your skin, while also de-puffing your under eyes. The heat therapy can relieve aches and facial muscle tension and relax. Which help to reduce the appearance of fine lines and wrinkles.

Sonic lift is **an ideal anti-aging device** that pairs perfectly with your favorite serum, creams, moisturizers, oils & sheet masks. Using Sonic lift **to apply your skin care products** helps to ensure maximum absorption. Try using heat therapy while applying. You will get the most from your products while using the heat therapy combined with the Sonic lift. Apply a few drops of serum, creams, moisturizers and oils or roll over sheet mask to your clean, dry face, then gently glide Treatment Globes across your skin until the product is absorbed.

For best results, DO NOT roll the device up then down or back and forth. **Always use an upward and outward movement** for best contour lifting results and to help promote lymphatic drainage of excess toxins.

You may safely use the device any time of day as often as you would like. Use with your serums and/or creams in the a.m. and p.m., with heat therapy or cold therapy. The possibilities are endless in achieving firm, smooth and rejuvenated skin with Sonic lift!

WARNINGS & WARRANTY

1. Sonic lift is to be used on uncompromised treatment areas. Avoid use in treatment areas where any of the following is present; any area that was recently treated with chemical peels or lasers. Avoid treatment areas where cancer is present or suspected to be present. DO NOT use over compromised skin. Compromised skin may include but is not limited to sunburns, areas of healing, blisters, Rosacea, Psoriasis, abrasions, cuts and acne.
2. Sonic lift is not to be used on children. Children should not play with the device.
3. If any of the components are damaged (Sonic lift Device Handle, or USB Charging Cord) DO NOT use. DO NOT attempt to open or services components. Email us at customerservice@michaeltoddbbeauty.com.
4. Sonic lift is intended only for use described in the Operating Manual.
5. DO NOT use or store Sonic lift anywhere that it can fall or be dropped into water. If the Sonic lift Device Handle, USB Charging Cord falls into water, DO NOT reach for it as electrocution may occur. IMMEDIATELY, unplug from the wall. Before charging always check to make sure all components are free from water.
6. Only use the supplied USB Charging Cord to charge your Sonic lift Device Handle.
7. DO NOT overcharge which can shorten battery life. Disconnect the USB Cord from the power source when not charging the device
8. For home use. Not intended for use in medical or industrial applications.

Disclaimer: Users of Sonic lift do so at their own risk. Neither Michael Todd Beauty nor any retailer partners assume any liability or responsibility for injuries or damages, physical or otherwise, resulting directly or indirectly from using Sonic lift. This Simple Quick Start Guide may be changed at any time by Michael Todd Beauty. Michael Todd Beauty reserves the right to make changes to this manual without obligation to notify any person of such changes or revisions. The complete Operating Manual is available online at www.sonicliftmanual.com.

REGISTRATION REQUIREMENT.

YOU MUST REGISTER YOUR PRODUCT WITHIN 90 DAYS OF PURCHASE IN ORDER TO OBTAIN THE WARRANTY. GO ONLINE TO WWW.WARRANTYMICHAELTODDBEAUTY.COM AND COMPLETE THE INFORMATION REQUIRED FOR REGISTRATION.

WARRANTY LIMITATIONS.

TO THE EXTENT PERMITTED BY LAW, THIS WARRANTY AND THE REMEDIES SET FORTH ARE EXCLUSIVE AND IN PLACE OF ALL OTHER WARRANTIES, REMEDIES AND CONDITIONS, WHETHER ORAL OR WRITTEN, STATUTORY, EXPRESS OR IMPLIED. MICHAEL TODD BEAUTY ("MICHAEL TODD") DISCLAIMS ALL STATUTORY AND IMPLIED WARRANTIES, INCLUDING WITHOUT LIMITATION WARRANTIES OF MERCHANTABILITY AND FITNESS FOR A PARTICULAR PURPOSE AND WARRANTIES AGAINST HIDDEN OR LATENT DEFECTS TO THE EXTENT PERMITTED BY LAW. IN ALL EVENTS, MICHAEL TODD LIMITS THE DURATION AND REMEDIES OF SUCH WARRANTIES TO THE DURATION OF THIS EXPRESS WARRANTY AND AT MICHAEL TODD'S OPTION THE REPAIR OR REPLACEMENT SERVICES DESCRIBED BELOW.

LIMITATION OF LIABILITY.

EXCEPT AS PROVIDED IN THIS WARRANTY AND TO THE MAXIMUM EXTENT PERMITTED BY LAW, MICHAEL TODD IS NOT RESPONSIBLE FOR DIRECT, SPECIAL, INCIDENTAL OR CONSEQUENTIAL DAMAGES RESULTING FROM ANY BREACH OF WARRANTY OR CONDITION, OR UNDER ANY OTHER LEGAL THEORY, INCLUDING BUT NOT LIMITED TO LOSS OF USE; LOSS OF REVENUE; LOSS OF BUSINESS; LOSS OF OPPORTUNITY; LOSS OF GOODWILL; LOSS OF REPUTATION; OR ANY INDIRECT OR CONSEQUENTIAL LOSS OR DAMAGE HOWSOEVER CAUSED INCLUDING THE REPLACEMENT OF EQUIPMENT AND PROPERTY. THE FOREGOING LIMITATION SHALL NOT APPLY TO DEATH OR PERSONAL INJURY CLAIMS, OR ANY STATUTORY LIABILITY FOR INTENTIONAL AND GROSS NEGLIGENT ACTS AND/OR OMISSIONS.

WHAT IS COVERED BY THIS WARRANTY.

MICHAEL TODD warrants this product against defects in materials and workmanship when used normally in accordance with MICHAEL TODD'S guidelines (including technical specifications, user manuals and service communications) for a period of THREE (3) YEARS from the date of original retail purchase ("Warranty Period"). This warranty applies only to a purchase of the Product in the United States or Canada from MICHAEL TODD or an authorized reseller, is valid for the original end user of the Product only and cannot be transferred under any circumstances.

NEED MORE INFO?

The entire operating manual including safety, care and warranty information is available at

www.sonicliftmanual.com

Contact customer service at 772-800-7654 or customerservice@michaeltoddbbeauty.com

© 2020 MICHAEL TODD BEAUTY LP. All rights reserved.